



ind.i.a.[®] S.
P.
A.

industria italiana arteferro

BRASIL

www.arteferrobrasil.com.br

Catálogo

O melhor da serralheria artística



IND.I.A. Brasil - Arteferro

A arte tradicional do ferro forjado, proporcionando beleza e segurança ao seu lar.

A **IND.I.A. S.p.A (INDustria Italiana Arteferro)** é líder mundial na produção de elementos em ferro forjado (batido) para a composição de portões, grades, corrimãos, escadas, sacadas, guarda corpos dentre outros.

A filial **IND.I.A. Brasil** se propõe em divulgar no mercado brasileiro a qualidade e o design do produto italiano que transforma um simples mineral como o "ferro" em um produto artístico e ornamental, levando beleza e requinte para sua residência.

As peças são produzidas em nível industrial, prontas para a montagem, facilitando o trabalho do serralheiro, reduzindo o custo e o tempo de execução da obra, disponibilizando de uma grande variedade de artigos, permitindo diferentes combinações entre eles, podendo assim atender qualquer público e projeto. Possuímos distribuidores em todo Brasil e parceria com serralheiros, facilitando nosso contato independente de sua cidade.

Entre em contato conosco, teremos o prazer em desenvolver gratuitamente projetos de acordo com sua necessidade.

Veja como é simples ter um produto IND.I.A. Brasil:

1º Passo: Escolha o modelo e ou as peças que mais lhe agradam. Como? Consulte a galeria de fotos em nosso site: www.arteferrobrasil.com.br ou baixando o catálogo em .PDF ou retirando-o gratuitamente em um dos nossos pontos de vendas, onde você encontra diversas opções de: corrimãos, grades, portas, portões, sacadas e até mesmo móveis. (Obs.: Muitos clientes solicitam auxílio de arquitetos na composição do projeto).

2º Passo: Após a definição do modelo é necessário o orçamento. Hoje a empresa tem parcerias com arquitetos (para compor projetos) ótimos distribuidores (para adquirir as peças) e serralherias com boa mão de obra (para execução do projeto). Por recomendação, pedimos ao cliente que solicite um orçamento simplificado, exemplo: peças, montagens, pintura e instalação. Então se define pagamentos e prazo de entrega.

3º Passo: Com os dois passos feitos, é só aguardar a instalação e assim admirar com seus familiares e amigos a arte do ferro italiano, valorizando ainda mais a sua obra.

Livraria Auto CAD

Aos profissionais da área de arquitetura, engenharia, decoração, designer, etc..., foi elaborado um CD com as peças em "Auto CAD", facilitando assim o desenvolvimento dos projetos com rapidez e exatidão, uma vez que as peças já estão codificadas e desenhadas em tamanho real.

Disponível para download em: www.arteferrobrasil.com.br

Catalogos



Ferrum Amantibus - 1 Art. 212/1
Homo Faber - 2 Art. 938/1

In Ferro Qualitas - 3 Art. 1596/1
Faber Ferrarius - 4 Art. 3005/70



Corrimãos Art. 3005/26



Portas e Janelas - Art. 1601/1



Grades e sacadas - Art. 1601/2



Portões - Art. 939/1



Móveis - Art. 3005/65




Jardins - Art. 3005/1



Artesanatos - Art. 3005/2



Livro de Desenhos - Art. 211/2



IND.I.A. S.p.A. Vicenza - I talia

A **IND.I.A. S.p.A.** foi fundada há 45 anos na cidade de Malo (VI) Itália. Considerada hoje líder mundial, a **IND.I.A. Brasil** possui 5 fábricas, uma linha de produção de cerca de 30.000 artigos, 15 filiais espalhadas pelo Mundo e 40 milhões de produtos vendidos por ano.



IND.I.A. S.p.A. Vicenza - I talia (Deposito)



IND.I.A. S.p.A. Vicenza - I talia (Vista aerea)



IND.I.A. S.p.A. Vicenza - I talia (Producao)



IND.I.A. S.p.A. Vicenza - I talia (Montagem)

A produção das peças é feita em nível industrial por equipamentos de alta tecnologia, desenvolvidas internamente por nossos engenheiros e técnicos. Por isso, cada peça torna-se única, mantendo os valores artesanais próprios da arte do ferro forjado, adaptados às exigências modernas.



IND.I.A. Brasil. São Marcos, Rio Grande do Sul - Brasil

A filial **IND.I.A. Brasil** foi inaugurada em 2000 na cidade de São Marcos/RS, onde estocamos as peças importadas e produzimos uma linha nacional (extensão /BR) com os mesmos equipamentos de tecnologia italiana.

Devido à grande experiência da matriz italiana, à nossa rede de distribuição em todo Brasil e uma sólida parceria com arquitetos, engenheiros civis, decoradores e serralheiros, a **IND.I.A. Brasil** torna-se sua melhor escolha para desenvolver pequenos e grandes projetos na serralheria artística.




IND.I.A. Brasil São Marcos - Brasil (Deposito)



IND.I.A. Brasil São Marcos - Brasil (Produção)

BARRAS (L 6000 mm)



Art. 114/9/BR
 □ 1.1/4"x 5/16"
Art. 114/15/BR
 □ 1.1/4"x 1/4"

Art. 118/A/6/BR
 □ 1.1/4"x 5/16"
Art. 118/A/7/BR
 □ 1.1/4"x 3/8"
Art. 118/A/8/BR
 □ 1.1/4"x 1/2"

Art. 118/1/BR
 □ 1/2"
Art. 118/3/BR
 □ 5/8"
Art. 118/5/BR
 □ 3/4"

Art. 118/A/1/BR
 □ 1/2"
Art. 118/A/3/BR
 □ 5/8"
Art. 118/A/5/BR
 □ 3/4"

Estrela Torcido
Art. 119/5/BR
 Ø 13 mm
Art. 119/6/BR
 Ø 15 mm

Art. 119/1/BR
 □ Torcido 3/8"
 Ø 12 mm
Art. 119/2/BR
 □ Torcido 1/2"
 Ø 16 mm
Art. 119/3/BR
 □ Torcido 5/8"
 Ø 21 mm
Art. 119/4/BR
 □ Torcido 3/4"
 Ø 25 mm

L 5850 mm


L 5950 mm



Art. 118/13/BR
 □ 1.1/4"x5/16"
Art. 118/14/BR
 □ 1.1/2"x5/16"
Art. 118/27/BR
 □ 1. 1/4"x1/4"
Art. 118/29/BR
 □ 1.1/2"x1/4"

Art. 118/17/BR
 □ 1/2"
Art. 118/19/BR
 □ 5/8"
Art. 118/21/BR
 □ 3/4"

TUBOS (L 6000 mm)



Parede dos tubos 1,5 mm

Art. 1374/15/BR
 □ 16 x 16 mm
Art. 1374/20/BR
 □ 20 x 20 mm
Art. 1374/23/BR
 □ 20 x 30 mm
Art. 1374/25/BR
 □ 25 x 25 mm
Art. 1374/30/BR
 □ 30 x 30 mm

Parede dos tubos 2 mm

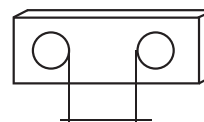

Art. 1374/1/BR
 □ 20 x 20 mm
Art. 1374/17/BR
 □ 20 x 30 mm
Art. 1374/18/BR
 □ 25 x 25 mm
Art. 1374/19/BR
 □ 30 x 30 mm

Parede dos tubos 2,65 mm

Art. 1374/2/BR
 □ 25 x 25 mm
Art. 1374/3/BR
 □ 30 x 30 mm
Art. 1374/4/BR
 □ 40 x 40 mm
Art. 1374/6/BR
 □ 80 x 80 mm
Art. 1374/7/BR
 □ 100 x 100 mm
Art. 1374/9/BR
 □ 20 x 30 mm
Art. 1374/10/BR
 □ 40 x 20 mm
Art. 1374/11/BR
 □ 50 x 30 mm
Art. 1374/12/BR
 □ 60 x 40 mm
Art. 1374/13/BR
 □ 80 x 40 mm



BARRAS CHATAS FURADAS (L 2000 mm)



Distância
 Barras furadas L 2000 mm
 100 Distância = 16 Furos
 115 Distância = 14 Furos
 130 Distância = 13 Furos

“Alteração do comprimento da barra e distância dos Furos, mediante consulta”.

	Barras	Furo 1/2"			Furo 5/8"			Furo 3/4"		
		100 Distância	115 Distância	130 Distância	100 Distância	115 Distância	130 Distância	100 Distância	115 Distância	130 Distância
A Furo \square	1.1/4" x 1/4"	1853/1/BR	1853/2/BR	1853/3/BR	1853/4/BR	1853/5/BR	1853/6/BR	1853/7/BR	1853/8/BR	1853/9/BR
	1.1/4" x 5/16"	1853/11/BR	1853/12/BR	1853/13/BR	1853/14/BR	1853/15/BR	1853/16/BR	1853/17/BR	1853/18/BR	1853/19/BR
	1.1/4" x 3/8"	1853/21/BR	1853/22/BR	1853/23/BR	1853/24/BR	1853/25/BR	1853/26/BR	1853/27/BR	1853/28/BR	1853/29/BR
B Furo \square	1.1/4" x 1/4"	1853/31/BR	1853/32/BR	1853/33/BR	1853/34/BR	1853/35/BR	1853/36/BR	1853/37/BR	1853/38/BR	1853/39/BR
	1.1/4" x 5/16"	1853/41/BR	1853/42/BR	1853/43/BR	1853/44/BR	1853/45/BR	1853/46/BR	1853/47/BR	1853/48/BR	1853/49/BR
	1.1/4" x 3/8"	1853/51/BR	1853/52/BR	1853/53/BR	1853/54/BR	1853/55/BR	1853/56/BR	1853/57/BR	1853/58/BR	1853/59/BR
C Furo \emptyset	1.1/4" x 1/4"	1853/61/BR	1853/62/BR	1853/63/BR	1853/64/BR	1853/65/BR	1853/66/BR	1853/67/BR	1853/68/BR	1853/69/BR
	1.1/4" x 5/16"	1853/71/BR	1853/72/BR	1853/73/BR	1853/74/BR	1853/75/BR	1853/76/BR	1853/77/BR	1853/78/BR	1853/79/BR
	1.1/4" x 3/8"	1853/81/BR	1853/82/BR	1853/83/BR	1853/84/BR	1853/85/BR	1853/86/BR	1853/87/BR	1853/88/BR	1853/89/BR
D Furo \emptyset	1.1/4" x 1/4"	1853/91/BR	1853/92/BR	1853/93/BR	1853/94/BR	1853/95/BR	1853/96/BR	1853/97/BR	1853/98/BR	1853/99/BR
	1.1/4" x 5/16"	1853/101/BR	1853/102/BR	1853/103/BR	1853/104/BR	1853/105/BR	1853/106/BR	1853/107/BR	1853/108/BR	1853/109/BR
E Furo \square	1.1/4" x 1/4"	1853/111/BR	1853/112/BR	1853/113/BR	1853/114/BR	1853/115/BR	1853/116/BR	1853/117/BR	1853/118/BR	1853/119/BR
	1.1/4" x 5/16"	1853/121/BR	1853/122/BR	1853/123/BR	1853/124/BR	1853/125/BR	1853/126/BR	1853/127/BR	1853/128/BR	1853/129/BR
F Furo \emptyset	1.1/4" x 5/16"	1853/131/BR	1853/132/BR	1853/133/BR	1853/134/BR	1853/135/BR	1853/136/BR	1853/137/BR	1853/138/BR	1853/139/BR
	1.1/4" x 3/8"	1853/141/BR	1853/142/BR	1853/143/BR	1853/144/BR	1853/145/BR	1853/146/BR	1853/147/BR	1853/148/BR	1853/149/BR
G Furo \square	1.1/4" x 5/16"	1853/151/BR	1853/152/BR	1853/153/BR	1853/154/BR	1853/155/BR	1853/156/BR	1853/157/BR	1853/158/BR	1853/159/BR
	1.1/4" x 3/8"	1853/161/BR	1853/162/BR	1853/163/BR	1853/164/BR	1853/165/BR	1853/166/BR	1853/167/BR	1853/168/BR	1853/169/BR

Art. 132/A/1/BR
 \emptyset 1/2" H 1000 mm
Art. 132/A/2/BR
 \emptyset 1/2" H 1500 mm
Art. 132/A/3/BR
 \emptyset 1/2" H 2000 mm
Art. 132/A/4/BR
 \emptyset 5/8" H 1000 mm
Art. 132/A/5/BR
 \emptyset 5/8" H 1500 mm
Art. 132/A/6/BR
 \emptyset 5/8" H 2000 mm

Art. 132/B/1/BR
 \square 1/2" H 1000 mm
Art. 132/B/2/BR
 \square 1/2" H 1500 mm
Art. 132/B/3/BR
 \square 1/2" H 2000 mm
Art. 132/B/4/BR
 \square 5/8" H 1000 mm
Art. 132/B/5/BR
 \square 5/8" H 1500 mm
Art. 132/B/6/BR
 \square 5/8" H 2000 mm

Art. 132/C/1/BR
 \square 1/2" H 1000 mm
Art. 132/C/2/BR
 \square 1/2" H 1500 mm
Art. 132/C/3/BR
 \square 1/2" H 2000 mm
Art. 132/C/4/BR
 \square 5/8" H 1000 mm
Art. 132/C/5/BR
 \square 5/8" H 1500 mm
Art. 132/C/6/BR
 \square 5/8" H 2000 mm



BARRAS PASSA MÃO



Art. 811/2
 \square 58 x 16 mm
 L 4000 mm

Art. 114/A/3
 \square 50 x 14 mm
 L 3000 mm

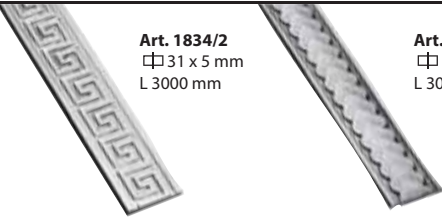
Art. 810/A/7
 \square 50 x 20 mm
 L 3000 mm

Art. 114/5/BR
 \square 1.1/2" x 5/16"
 L 6000 mm

Art. 811/8/T
 \square 50 x 14 mm
 L 5800 mm

Art. 810/BR
 \square 2" x 1/4"
 L 6000 mm

BARRAS DE DECORAÇÃO



Art. 1834/2
 \square 31 x 5 mm
 L 3000 mm

Art. 1834/3
 \square 31 x 5 mm
 L 3000 mm



TERMINAIS PARA PASSA MÃO



Art. 114/B/13
 150 x 125 mm
 Para corrimão
 Art. 114/A/3

Art. 812/14
 Para corrimão
 Art. 811/2

Art. 810/BR/1
 Para corrimão
 Art. 810/BR

Art. 114/BR/1
 Para corrimão
 Art. 114/5/BR

Art. 115/BR/1
 Para corrimão
 Art. 114/9/BR

Art. 811/BR/1
 Para corrimão
 Art. 811/8/T



Art. 114/BR/2
 Para corrimão
 Art. 114/5/BR

Art. 114/B/14
 290 x 110 mm
 Para corrimão
 Art. 114/A/3

Art. 810/BR/2
 Para corrimão
 Art. 810/BR

Art. 115/BR/2
 Para corrimão
 Art. 114/9/BR

Art. 811/BR/2
 Para corrimão
 Art. 811/8/T



Art. 114/B/15
 820 x 190 mm
 Para corrimão
 Art. 114/A/3

Art. 1814/2
 800 x 200 mm
 Para corrimão
 Art. 811/2

Art. 114/BR/3
 Para corrimão
 Art. 114/5/BR

Art. 810/BR/3
 Para corrimão
 Art. 810/BR

Art. 115/BR/3
 Para corrimão
 Art. 114/9/BR

Art. 811/BR/3
 Para corrimão
 Art. 811/8/T



BARRAS PARA ACABAMENTO (L 4000 mm)



Art. 158/1
□ 14 x 4 mm
Art. 158/2
□ 18 x 6 mm

Art. 158/3
□ 14 x 4 mm
Art. 158/4
□ 18 x 5 mm

Art. 158/6
□ 14 x 4 mm



TOPO FORJADO



Art. 113/9
Ø 75 mm



Art. 113/10
Ø 70 mm



Art. 116/A/18
Ø 60 mm



Art. 116/A/19
Ø 55 mm

SUPORE PARA PASSA MÃO



Art. 116/33
□ 16 x 16 mm
Ø 14 mm
110 x 150 mm



Art. 116/35
Ø 65 mm
Furo Ø 15 mm



Art. 116/34
□ 16 x 16 mm
Ø 14 mm
110 x 150 mm



BASES E CANOPLAS



Art. 819/1
Base □ 60 x 60 mm
Furo □ 30 x 30 mm
Art. 819/2
Base □ 60 x 60 mm
Furo □ 25 x 25 mm
Art. 819/3
Base □ 50 x 50 mm
Furo □ 20 x 20 mm
Art. 819/6
Base □ 40 x 40 mm
Furo □ 16 x 16 mm



Art. 1408/7
Ø 60 mm
Furo Ø 25 mm



Art. 1408/10
Ø 80 mm
Furo Ø 30 mm



Art. 94/A/4
80 x 80 x 8 mm

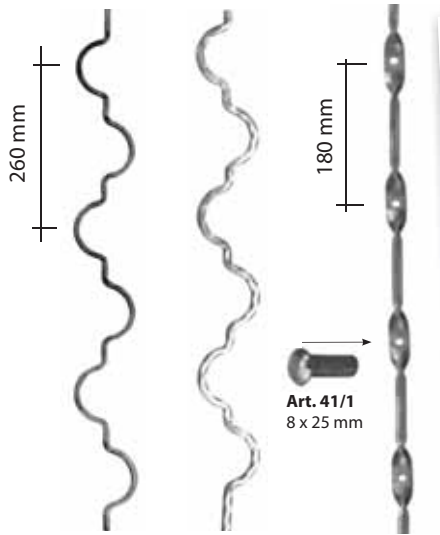


Art. 94/A/3
100 x 100 x 8 mm

Art. 181/6
120 x 120 x 8 mm



BARRAS PARA GRADES



Art. 38/4
Liso
□ 12 x 12 mm
L 1600 mm

Art. 621/1
Martelado
□ 12 x 12 mm
L 1600 mm

Art. 40/B/10
□ 12 x 6 mm
L 2000 mm

Art. 41/1
8 x 25 mm



BARRAS FURADAS (L 2000 mm)



Art. 614/5
Martelado
□ 14 mm - 14 Furos
dist. Furos 125 mm

Art. 1360/1
Martelado
□ 12 mm - 16 Furos
dist. Furos 120 mm

Art. 1360/6
Ø 12 mm - 16 Furos
dist. Furos 120 mm
Art. 42/2
Ø 16 mm - 13 Furos
Dist. Furos 150 mm
Art. 42/4
Ø 20 mm - 11 Furos
Dist. Furos 170 mm

Art. 1360/7
□ 12 mm - 16 Furos
dist. Furos 120 mm
Art. 42/9
□ 16 mm - 13 Furos
Dist. Furos 150 mm
Art. 42/11
□ 20 mm - 11 Furos
Dist. Furos 170 mm



ACESSÓRIOS

Terminal para tubo
Martelado (L 400 mm)



Art. 178/20/BR
□ 20 x 30 mm
Art. 178/21/BR
□ 20 x 40 mm
Art. 178/22/BR
□ 30 x 30 mm
Art. 178/23/BR
□ 30 x 50 mm
Art. 178/24/BR
□ 40 x 40 mm



Art. 167/7
□ 80 x 80 x 2 mm
H 20 mm
Art. 167/8
□ 100 x 100 x 2mm
H 20 mm



Art. 167/11
□ 80 x 80 x 2 mm
H 130 mm
Art. 167/12
□ 100 x 100 x 2 mm
H 150 mm



Art. 128/C/2
Base Ø 160 mm
H 405 mm



Art. 128/31
Base Ø 100 mm
H 180 mm
Art. 128/35
Base Ø 50 mm
H 90 mm



Art. 749/12
Base Ø 30 mm
H 60 mm
Art. 749/16
Base Ø 90 mm
H 200 mm



Art. 749/8
Base Ø 43 mm
H 85 mm



Art. 1474/1/BR
55 x 270 mm



Art. 169/11
125 x 70 mm
Jogo 2 peças



Art. 181/15
Miolo de Fechadura



Art. 170/1
Ø 65 mm



Art. 170/2
Ø 65 mm



Art. 181/12
prof. = 85 mm



Art. 181/10
□ 30 mm
105 x 285 mm
Art. 181/11
□ 30 mm
105 x 285 mm



Art. 181/13
Rosca
Ø 22 MA
H 230 mm
Art. 181/14
Rosca
Ø 18 MA
H 175 mm



Art. 830/1
Rosca
Ø 14 MA
H 120 mm



Art. 830/2
Rosca
Ø 14 MA
H 120 mm



Art. 164/8
Pino
Art. 164/10
Chapa



PREENCHIMENTOS



Art. 578/1
 □ 12 x 12 mm
 H 900 mm



Art. 578/3
 □ 12 x 12 mm
 H 900 mm



Art. 578/5/BR
 □ 12 x 12 mm
 110 x 900 mm



Art. 578/9/BR
 □ 12 x 12 mm
 225 x 900 mm



Art. 561/5/BR
 □ 12 x 12 mm
 210 x 900 mm



Art. 562/1/BR
 □ 12 x 12 mm
 H 900 mm



Art. 567/1/BR
 □ 12 x 12 mm
 140 x 900 mm



Art. 576/1
 Ø 12 mm
 H 900 mm



Art. 576/3
 Ø 12 mm
 H 900 mm



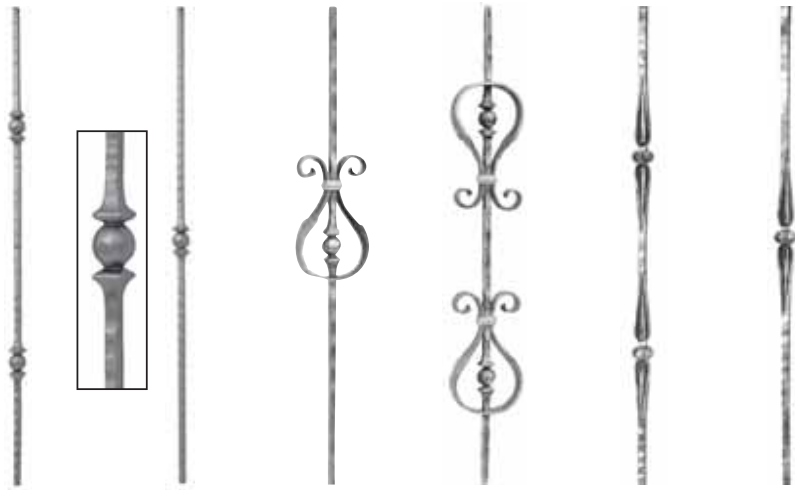
Art. 573/3/BR
 Ø 12 mm
 H 900 mm



Art. 577/2/BR
 Ø 12 mm
 170 x 900 mm



Art. 577/3/BR
 Ø 12 mm
 170 x 900 mm



Art. 105/1
 ∅ 12 x 12 mm
 H 900 mm


Art. 105/2
 ∅ 12 x 12 mm
 H 900 mm

Art. 494/1/BR
 ∅ 12 x 12 mm
 140 x 900 mm

Art. 494/2/BR
 ∅ 12 x 12 mm
 140 x 900 mm

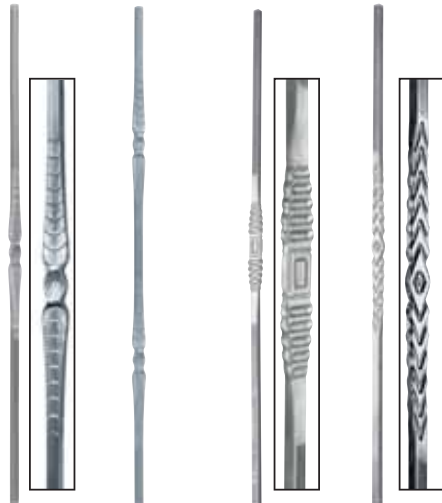
Art. 64/1/2
 ∅ 14 x 14 mm
 H 900 mm

Art. 64/1/3
 ∅ 14 x 14 mm
 H 900 mm



Art. 505/3
 ∅ 14 x 14 mm
 H 900 mm

Art. 505/4
 ∅ 14 x 14 mm
 H 900 mm




Art. 1702/1
 ∅ 12 x 12 mm
 H 1000 mm

Art. 1702/3
 ∅ 12 x 12 mm
 H 1000 mm

Art. 1718/5
 ∅ 12 x 12 mm
 H 1000 mm

Art. 1718/7
 ∅ 12 x 12 mm
 H 1000 mm





Art. 499/1
 Ø 12 mm
 H 900 mm

Art. 499/2
 Ø 12 mm
 H 900 mm



Art. 497/1
 Ø 12 mm
 H 900 mm

Art. 497/2
 Ø 12 mm
 H 900 mm

Art. 500/2
 Ø 12 mm
 H 900 mm



Art. 503/1
 Ø 12 mm
 H 900 mm

Art. 1185/1
 Φ 12 x 12 mm
 H 1000 mm



Art. 504/2
 Ø 14 mm
 H 900 mm

Art. 104/5
 Φ 12 x 12 mm
 H 900 mm

Art. 508/2
 Φ 18 x 18 mm
 H 900 mm





Art. 1066/1/BR
 Ø 1/2"
 220 x 900 mm



Art. 1066/2/BR
 Ø 1/2"
 220 x 900 mm



Art. 1066/6/BR
 Ø 1/2"
 250 x 900 mm



Art. 487/1/M/BR
 Martelado
 Ø 1/2" x 1/2"
 230 x 900 mm
Art. 487/1/L/BR
 Liso
 Ø 1/2" x 1/2"
 230 x 900 mm



Art. 488/1/M/BR
 Martelado
 Ø 1/2" x 1/2"
 190 x 900 mm
Art. 488/1/L/BR
 Liso
 Ø 1/2" x 1/2"
 190 x 900 mm



Art. 510/1/BR
 Ø 1/2" x 1/2"
 250 x 900 mm



Art. 511/1/BR
 Ø 1/2" x 1/2"
 125 x 900 mm




Art. 544/1/M/BR
 Martelado
 Ø 1/2" x 1/2"
 125 x 900 mm
Art. 544/1/L/BR
 Liso
 Ø 1/2" x 1/2"
 125 x 900 mm



Art. 544/2/M/BR
 Martelado
 Ø 1/2" x 1/2"
 125 x 900 mm
Art. 544/2/L/BR
 Liso
 Ø 1/2" x 1/2"
 125 x 900 mm



Art. 544/3/M/BR
 Martelado
 Ø 1/2" x 1/2"
 125 x 900 mm
Art. 544/3/L/BR
 Liso
 Ø 1/2" x 1/2"
 125 x 900 mm



Art. 146/1
 Ø 40 mm
 H 900 mm




Art. 148/1
 Ø 30 mm
 H 900 mm



Art. 148/2
 Ø 30 mm
 H 900 mm



Art. 149/1
 Ø 30 mm
 H 900 mm





Art. 48/1/BR
 Φ 1/2 "x 1/2"
 55 x 900 mm



Art. 48/2/BR
 Φ 1/2 "x 1/2"
 55 x 900 mm



Art. 48/3/BR
 Φ 1/2 "x 1/2"
 55 x 900 mm



Art. 48/4/BR
 Φ 1/2 "x 1/2"
 55 x 900 mm



Art. 48/A/1/BR
 Φ 1/2 "x 1/2"
 55 x 900 mm



Art. 48/A/2/BR
 Φ 1/2 "x 1/2"
 55 x 900 mm



Art. 48/B/1/BR
 Φ 1/2 "x 1/2"
 55 x 900 mm



Art. 48/B/2/BR
 Φ 1/2 "x 1/2"
 55 x 900 mm



Art. 48/B/3/BR
 Φ 1/2 "x 1/2"
 55 x 900 mm



Art. 48/B/4/BR
 Φ 1/2 "x 1/2"
 55 x 900 mm



Art. 48/B/5/BR
 Φ 1/2 "x 1/2"
 55 x 900 mm



Art. 48/B/6/BR
 Φ 1/2 "x 1/2"
 55 x 900 mm



Art. 52/F/1/BR
 Φ 1/2 "x 1/2"
 260 x 900 mm



Art. 1122/4/BR
 Φ 1/2 "x 1/2"
 140 x 1000 mm




Art. 1122/5/BR
 Φ 1/2 "x 1/2"
 140 x 1000 mm



Art. 64/I/4
 Φ 14 x 14 mm
 H 900 mm



Art. 48/5/BR
 Φ 1/2 "x 1/2"
 170 x 900 mm



Art. 53/3/BR
 ⌀ 1/2" x 1/2"
 H 900 mm



Art. 65/8/BR
 ⌀ 1/2" x 1/2"
 H 900 mm



Art. 119/23/BR
 ⌀ 1/2" x 1/2"
 H 900 mm



Art. 52/2/BR
 ⌀ 1/2" x 1/2"
 235 x 900 mm



Art. 52/A/3/BR
 ⌀ 1/2" x 1/2"
 170 x 900 mm



Art. 52/A/5/BR
 ⌀ 1/2" x 1/2"
 170 x 900 mm



Art. 584/5/BR
 ⌀ 1/2" x 1/2"
 150 x 900 mm



Art. 584/4/BR
 ⌀ 1/2" x 1/2"
 150 x 900 mm



Art. 49/3/BR
 ⌀ 1/2" x 1/2"
 170 x 900 mm



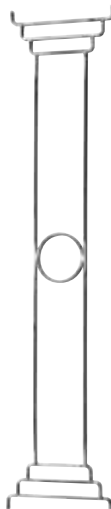
Art. 584/B/1/BR
 ⌀ 1/2" x 1/2"
 150 x 900 mm



Art. 584/B/2/BR
 ⌀ 1/2" x 1/2"
 150 x 900 mm



Art. 584/B/3/BR
 ⌀ 1/2" x 1/2"
 150 x 900 mm




Art. 1118/1
 ⌀ 12 x 6 mm
 215 x 1000 mm



Art. 64/B/3/BR
 ⌀ 1/2" x 1/2"
 255 x 900 mm






Art. 1073/3
 Ø 10 mm
 160 x 1000 mm

Art. 1075/1
 Ø 10 mm
 245 x 1000 mm


Art. 1075/2
 Ø 10 mm
 245 x 1000 mm

Art. 1074/2
 Ø 10 mm
 230 x 1000 mm



Art. 1043/1/BR
 1/2" x 1/2"
 210 x 1030 mm

Art. 1043/2
 12 x 12 mm
 490 x 1030 mm



Art. 1045/5/BR
 1/4" x 1/2"
 260 x 770 mm

Art. 1045/6/BR
 1/4" x 1/2"
 260 x 770 mm

Art. 1045/7/L/BR
 Liso
 1/2" x 1/2"
 260 x 770 mm

Art. 1045/8/L/BR
 Liso
 1/2" x 1/2"
 260 x 770 mm

Art. 1045/7/M/BR
 Martelado
 1/2" x 1/2"
 260 x 770 mm

Art. 1045/8/M/BR
 Martelado
 1/2" x 1/2"
 260 x 770 mm



Art. 1680/2
 □ 14 x 8 mm
 190 x 1000 mm



Art. 1681/1
 □ 14 x 8 mm
 190 x 1000 mm



Art. 150/6/BR
 Ø 1/2"
 H 900 mm



Art. 150/9/BR
 Ø 1/2"
 H 900 mm



Art. 154/7/BR
 Ø 1/2"
 H 900 mm



Art. 154/B/12/BR
 Ø 12 mm
 H 900 mm



Art. 154/B/9/BR
 Ø 12 mm
 H 900 mm



Art. 78/B/8/BR
 □ 1/2" x 1/2"
 H 900 mm



Art.78/B/11/BR
 Martelado
 □ 1/2" x 1/2"
 H 900 mm
Art.78/B/12/BR
 Liso
 □ 1/2" x 1/2"
 H 900 mm



Art. 72/9/BR
 □ 1/2" x 1/2"
 140 x 900 mm



Art. 72/10/BR
 Ø 1/2" x 1/2"
 140 x 900 mm



Art. 72/3/BR
 □ 1/2" x 1/2"
 140 x 900 mm



Art. 72/7/BR
 Martelado
 □ 1/2" x 1/2"
 140 x 650 mm
Art. 72/8/BR
 Liso
 □ 1/2" x 1/2"
 140 x 650 mm




Art. 498/1/BR
 Ø 12 mm
 H 650 mm



Art. 52/1/BR
 □ 1/4" x 1/2"
 350 x 870 mm



Art. 1670/2/BR
 □ 1/4" x 1/2"
 350 x 870 mm



Art. 541/1/M/BR
 Martelado
 □ 1/2" x 1/2"
 370 x 900 mm
Art. 541/1/L/BR
 Liso
 □ 1/2" x 1/2"
 370 x 900 mm



Art. 541/2/L/BR
 Liso redondo
 Ø 1/2"
 370 x 900 mm



Art. 1051/1/BR
 □ 1/2" x 1/2"
 185 x 1000 mm



Art. 1051/2/BR
 □ 1/2" x 1/2"
 150 x 1000 mm



Art. 1051/4/BR
 □ 1/4" x 1/2"
 150 x 400 mm



Art. 1051/5/BR
 □ 1/4" x 1/2"
 185 x 650 mm



Art. 103/2/BR
 Martelado
 □ 1/2" x 1/2"
 H 900 mm
Art. 103/3/BR
 Liso
 □ 1/2" x 1/2"
 H 900 mm




Art. 540/2/M/BR
 Martelado
 □ 1/2" x 1/2"
 250 x 900 mm
Art. 540/3/L/BR
 Liso
 □ 1/2" x 1/2"
 250 x 900 mm




Art. 540/2/L/BR
 Liso Redondo
 Ø 1/2"
 250 x 900 mm





Art. 483/1/M/BR
Martelado
Φ 1/2 "x 1/2"
540 x 1100 mm
Art. 483/1/L/BR
Liso
Φ 1/2 "x 1/2"
540 x 1100 mm



Art. 483/2/M/BR
Martelado
Φ 1/2 "x 1/2"
550 x 700 mm
Art. 483/2/L/BR
Liso
Φ 1/2 "x 1/2"
550 x 700 mm



Art. 1039/2/M/BR
Martelado
Φ 1/2 "x 1/2"
215 x 307 mm
Art. 1039/2/L/BR
Liso
Φ 1/2 "x 1/2"
215 x 307 mm



Art. 483/3/M/BR
Martelado
Φ 1/2 "x 1/2"
200 x 400 mm
Art. 483/3/L/BR
Liso
Φ 1/2 "x 1/2"
200 x 400 mm




Art. 483/4/M/BR
Martelado
Φ 1/2 "x 1/2"
100 x 300 mm
Art. 483/4/L/BR
Liso
Φ 1/2 "x 1/2"
100 x 300 mm



Art. 483/5/M/BR
Martelado
Φ 1/2 "x 1/2"
100 x 200 mm
Art. 483/5/L/BR
Liso
Φ 1/2 "x 1/2"
100 x 200 mm



Art. 1039/1/M/BR
Martelado
Φ 1/2 "x 1/2"
525 x 790 mm
Art. 1039/1/L/BR
Liso
Φ 1/2 "x 1/2"
525 x 790 mm



Art. 1040/1/M/BR
Martelado
Φ 1/2 "x 1/2"
525 x 790 mm
Art. 1040/1/L/BR
Liso
Φ 1/2 "x 1/2"
525 x 790 mm



Art. 1039/3/M/BR
Martelado
Φ 1/2 "x 1/2"
90 x 120 mm
Art. 1039/3/L/BR
Liso
Φ 1/2 "x 1/2"
90 x 120 mm




Art. 1041/1/M/BR
Martelado
Φ 1/2 "x 1/2"
350 x 390 mm
Art. 1041/1/L/BR
Liso
Φ 1/2 "x 1/2"
350 x 390 mm



Art. 1041/2/M/BR
Martelado
Φ 1/2 "x 1/2"
500 x 360 mm
Art. 1041/2/L/BR
Liso
Φ 1/2 "x 1/2"
500 x 360 mm



Art. 1041/3/M/BR
Martelado
Φ 1/4 "x 1/2"
200 x 120 mm
Art. 1041/3/L/BR
Liso
Φ 1/4 "x 1/2"
200 x 120 mm



Art. 1042/1/M/BR
Martelado
Φ 1/2 "x 1/2"
640 x 730 mm
Art. 1042/1/L/BR
Liso
Φ 1/2 "x 1/2"
640 x 730 mm




Art. 1042/2/M/BR
Martelado
Φ 1/2 "x 1/2"
700 x 450 mm
Art. 1042/2/L/BR
Liso
Φ 1/2 "x 1/2"
700 x 450 mm



Art. 1042/3/M/BR
Martelado
Φ 1/2 "x 1/2"
200 x 120 mm
Art. 1042/3/L/BR
Liso
Φ 1/2 "x 1/2"
200 x 120 mm



INICIAIS PARA CORRIMÃOS



Art. 113/4/BR
 Φ 1.1/8"
 H 1150 mm



Art. 112/B/10/BR
 Φ 1.1/8"
 H 1150 mm



Art. 113/2/BR
 Φ 1.1/8"
 H 1150 mm



Art. 112/B/14/BR
 Φ 1.1/8"
 H 1150 mm



Art. 112/B/16/BR
 Φ 1.1/8"
 H 1150 mm



Art. 797/2
 Φ 30 mm
 H 1200 mm



Art. 112/B/6/BR
 Φ 1.1/8"
 H 1150 mm



Art. 802/1
 Φ 30 mm
 350 x 1000 mm



Art. 64//1
 Φ 25 mm
 H 1200 mm



Art. 113/7/BR
 Φ 3/4"
 H 1150 mm
Art. 113/8/BR
 Φ 1.1/8"
 H 1150 mm



Art. 797/1
 Φ 30 mm
 H 1200 mm





Art. 112/7
 □ 25 mm
 H 1200 mm



Art. 112/5
 □ 25 mm
 H 1200 mm



Art. 802/2
 □ 25 x 12 mm
 270 x 650 mm



Art. 801/5
 Ø 25 mm
 H 1200 mm



Art. 801/2
 □ 25 mm
 1200 mm



Art. 1702/15
 □ 25 mm
 H 1200 mm



Art. 799/1
 □ 25 mm
 H 1200 mm



Art. 112/10
 □ 30 mm
 H 1200 mm



Art. 801/6/BR
 □ 30 mm
 H 1200 mm



Art. 112/11
 □ 30 mm
 H 1200 mm



Art. 112/9
 □ 30 mm
 H 1200 mm



PREENCHIMENTOS PARA SACADAS



Art. 44/11
Martelada
Ø 30 x 8 mm
H 1000 mm
Art. 44/12
Martelada
Ø 40 x 8 mm
H 1000 mm



Art. 44/13
Lisa
Ø 30 x 8 mm
H 1000 mm
Art. 44/14
Lisa
Ø 40 x 8 mm
H 1000 mm



Art. 46/6
Martelada
Ø 40 x 4 mm
H 800 mm



Art. 45/12
Martelada
Ø 40 x 4 mm
250 x 950 mm



Art. 578/13
Ø 12 mm
H 900 mm
Art. 578/16
Ø 14 mm
H 1200 mm



Art. 578/17
Ø 12 x 12 mm
H 900 mm
Art. 578/20
Ø 14 x 14 mm
H 1200 mm



Art. 47/3/BR
Lisa
Ø 1/2" x 1/2"
H 900 mm



Art. 47/5/M/BR
Martelado
Ø 1/2" x 1/2"
H 900 mm
Art. 47/5/L/BR
Lisa
Ø 1/2" x 1/2"
H 900 mm



Art. 47/6/M/BR
Martelado
Ø 1/2" x 1/2"
H 900 mm
Art. 47/6/L/BR
Lisa
Ø 1/2" x 1/2"
H 900 mm



Art. 1309/1/BR
Ø 12 mm
110 x 450 mm



Art. 1309/2/BR
Ø 12 mm
110 x 450 mm



Art. 1309/4/BR
Ø 12 x 12 mm
110 x 450 mm



ORNATOS LINHA 94



Art. 94/C/1
130 x 100 x 4 mm
Art. 94/C/2
170 x 140 x 4 mm



Art. 94/C/3
170 x 110 x 10 mm



Art. 94/C/4
170 x 110 x 10 mm



Art. 94/C/5
270 x 190 x 10 mm



Art. 94/C/6
270 x 190 x 10 mm



Art. 94/C/7
300 x 210 x 10 mm



Art. 94/C/8
300 x 210 x 10 mm



Art. 94/C/9
360 x 280 x 12 mm



Art. 94/C/10
360 x 280 x 12 mm



Art. 94/C/11
370 x 330 x 12 mm



Art. 94/C/12
370 x 330 x 12 mm



Art. 94/C/13
510 x 330 x 12 mm



Art. 94/C/14
510 x 330 x 12 mm



Art. 94/E/1
460 x 440 x 12 mm



Art. 94/E/2
460 x 440 x 12 mm



Art. 94/E/3
540 x 310 x 12 mm



Art. 94/E/4
540 x 310 x 12 mm



Art. 94/E/5
620 x 410 x 12 mm



Art. 94/E/6
620 x 410 x 12 mm



Art. 94/F/1
690 x 320 x 12 mm



Art. 94/F/2
690 x 320 x 12 mm



Art. 94/F/3
800 x 490 x 12 mm



Art. 94/F/4
800 x 490 x 12 mm



Art. 94/F/5
970 x 420 x 12 mm



Art. 94/F/6
970 x 420 x 12 mm



ROSETAS E ROSONES



Art. 30/7
 □ 10 x 5 mm
 Ø 160 mm



Art. 17/2
 □ 8 x 8 mm
 Ø 250 mm



Art. 19/1
 □ 8 x 8 mm
 Ø 250 mm



Art. 19/3
 □ 8 x 8 mm
 Ø 250 mm



Art. 19/5
 □ 8 x 8 mm
 Ø 250 mm



Art. 20/3
 □ 8 x 8 mm
 Ø 250 mm



Art. 20/5
 □ 8 x 8 mm
 Ø 250 mm



Art. 23/2
 □ 20 x 4 mm
 Ø 250 mm




Art. 1010/3
 □ 12 x 12 mm
 Ø 290 mm



Art. 1013/1
 Ø 12 mm
 Ø 295 mm



Art. 1013/2
 □ 12 x 12 mm
 Ø 295 mm




Art. 24/2
 □ 10 x 5 mm
 Ø 380 mm



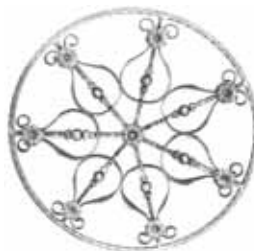
Art. 1011/1
 Ø 10 mm
 Ø 440 mm



Art. 1659/1
 □ 14 x 14 mm
 Ø 450 mm




Art. 1012/1
 Ø 12 mm
 Ø 560 mm



Art. 718/1
 □ 14 x 14 mm
 Ø 735 mm



Art. 1009/1/BR
 □ 1/4" x 1/2"
 Ø 360 mm



Art. 1009/2/BR
 □ 1/4" x 1/2"
 Ø 360 mm



Art. 1010/1/BR
 □ 1/2" x 1/2"
 Ø 465 mm


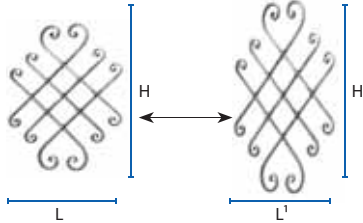


**ROSONES
EXTENDÍVEIS**




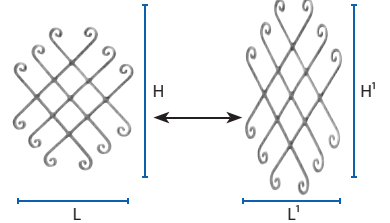
Art. 1658/1
 \square 16 x 8 mm

H 580 H' 620
 L 440 L' 380



Art. 1658/2
 \square 16 x 8 mm

H 490 H' 550
 L 440 L' 360



Art. 1641/2
 \square 12 x 12 mm
 430 x 530 mm



Art. 1657/1
 \square 16 x 8 mm
 400 x 410 mm



Art. 1657/4
 \square 16 x 8 mm
 400 x 575 mm



Art. 696/3
 400 x 430 mm



Art. 460/2/BR
 \square 1/2" x 1/2"
 460 x 600 mm



Art. 696/1
 \square 12 x 8 mm
 920 x 280 mm





Art. 479/1/BR
Martelado
Ø 1/2" x 1/2"
110 x 900 mm
Art. 479/1/L/BR
Liso
Ø 1/2" x 1/2"
110 x 900 mm



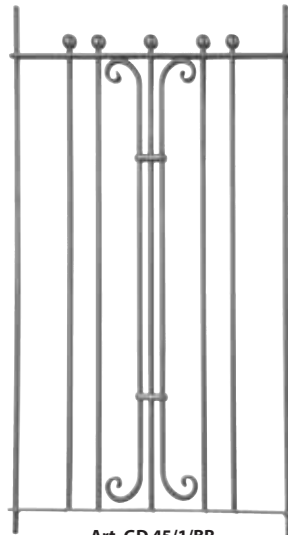
Art. 479/2/BR
Martelado
Ø 1/2" x 1/2"
385 x 900 mm
Art. 479/2/L/BR
Liso
Ø 1/2" x 1/2"
385 x 900 mm




Art. 475/2/BR
Martelado
Ø 1/2" x 1/2"
385 x 900 mm
Art. 475/2/L/BR
Liso
Ø 1/2" x 1/2"
385 x 900 mm



Art. 474/1/BR
Martelado
Ø 1/2" x 1/2"
380 x 755 mm
Art. 474/1/L/BR
Liso
Ø 1/2" x 1/2"
380 x 755 mm



Art. GD 45/1/BR
Ø 1/2"
610 x 1000 mm



Art. 719/1
Ø 14 x 14 mm
515 x 670 mm



Art. 719/2
Ø 16 x 8 mm
640 x 710 mm



Art. 716/3/BR
 Ø 12 mm
 760 x H 890 mm

Art. 716/4/BR
 Ø 12 mm
 760 x H 890 mm




Art. 713/1/BR
 Ø 12 mm
 1780 x H 760 mm



Art. 458/1/M/BR
 Martelado
 1/2" x 1/2"
 215 x 307 mm
Art. 458/1/L/BR
 Liso
 1/2" x 1/2"
 215 x 307 mm



Art. 459/1/M/BR
 Martelado
 1/2" x 1/2"
 Ø 610 mm
Art. 459/1/L/BR
 Liso
 1/2" x 1/2"
 Ø 610 mm



PONTA DE LANÇA EM FERRO FORJADO



Art. 1855/10
esfera Ø 30 mm
H 170 mm



Art. 1855/8
esfera Ø 40 mm
H 220 mm



Art. 124/1
base Ø 12 mm
H 125 mm
Art. 124/2
base Ø 15 mm
H 160 mm



Art. 126/13
Ø 16 mm
64 x 170 mm
Art. 126/14
Ø 14 mm
55 x 140 mm



Art. 727/7
□ 40 x 40 mm
120 x 200 mm
Art. 727/8
□ 32 x 32 mm
90 x 160 mm
Art. 727/9
□ 25 x 25 mm
70 x 120 mm



Art. 126/B/1
Ø 19 mm
82 x 195 mm
Art. 126/B/2
Ø 16 mm
68 x 160 mm
Art. 126/B/3
Ø 13 mm
54 x 130 mm



Art. 129/15
base Ø 32 mm
H 140 mm



Art. 124/6
base Ø 15 mm
H 155 mm



Art. 724/1
Ø 35 mm
H 295 mm



Art. 125/1
base Ø 35 mm
H 125 mm



Art. 121/4
esfera Ø 33 mm
H 130 mm



Art. 121/5
□ 25 mm
H 160 mm



PONTA DE LANÇA EM FERRO FUNDIDO (Não pode ser zincado)



Art. 736/1
base 28 x 140 mm
Furo □ 14 mm



Art. 735/3
base 25 x 155 mm
Furo □ 14 mm



Art. 731/6
base 25 x 110 mm
Furo □ 16 mm



Art. 735/1
base 27 x 140 mm
Furo □ 14 mm



Art. 732/2
base 25 x 135 mm
Furo □ 16 mm



Art. 733/4
base 25 x 110 mm
Furo □ 16 mm



BORCHIE EM FERRO FORJADO



Art. 127/13
40 x 38 mm
Furo □ 14 mm

Art. 127/14
40 x 38 mm
Furo □ 16 mm



Art. 127/8
40 x 67 mm
Furo □ 14 mm

Art. 127/10
45 x 88 mm
Furo □ 14 mm

Art. 127/11
45 x 88 mm
Furo □ 16 mm



Art. 128/17
Ø 40 x 39 mm
Furo Ø 12 mm

Art. 128/18
Ø 40 x 39 mm
Furo Ø 14 mm

Art. 128/19
Ø 40 x 39 mm
Furo Ø 16 mm



Art. 128/21
Ø 45 x 44 mm
Furo Ø 16 mm

Art. 128/22
Ø 45 x 44 mm
Furo Ø 18 mm

Art. 128/23
Ø 45 x 44 mm
Furo Ø 20 mm



Art. 128/6
Ø 40 x 65 mm
Furo Ø 12,5 mm

Art. 128/7
Ø 40 x 65 mm
Furo Ø 14,5 mm

Art. 128/8
Ø 40 x 65 mm
Furo Ø 16,5 mm



Art. 128/9
Ø 45 x 68 mm
Furo Ø 16,5 mm

Art. 128/10
Ø 45 x 68 mm
Furo Ø 18,5 mm

Art. 128/11
Ø 45 x 68 mm
Furo Ø 20,5 mm



Art. 747/15
40 x 39 mm
Furo □ 12 mm

Art. 747/16
45 x 44 mm
Furo □ 14 mm

Art. 747/17
50 x 46 mm
Furo □ 16 mm



Art. 747/12
40 x 65 mm
Furo □ 12 mm

Art. 747/13
45 x 68 mm
Furo □ 14 mm

Art. 747/14
50 x 78 mm
Furo □ 16 mm

Art. 128/36
Ø 40 x 23 mm
Furo Ø 12,5 mm

Art. 128/1
Ø 40 x 23 mm
Furo Ø 14 mm

Art. 128/37
Ø 40 x 23 mm
Furo Ø 16 mm

H 23 mm
Art. 128/38
Ø 40 x 23 mm
Furo □ 12,5 mm
Art. 128/2
Ø 40 x 23 mm
Furo □ 14 mm
Art. 128/39
Ø 40 x 23 mm
Furo □ 16 mm



Art. 154/A/3
Ø 40 x 180 mm
Furo Ø 16 mm



Art. 154/4
Ø 30 x 140 mm
Furo Ø 12 mm



Art. 154/B/3
Ø 40 x 120 mm
Furo Ø 14 mm

Art. 154/B/4
Ø 40 x 120 mm
Furo Ø 16 mm



Art. 155/2
Ø 30 x 65 mm
Furo Ø 13 mm



Art. 155/3
Ø 30 x 50 mm
Furo Ø 13 mm



Art. 155/7
Ø 30 x 30 mm
Furo Ø 13 mm



Art. 155/4
Ø 30 x 20 mm
Furo Ø 13 mm



Art. 128/C/4
Ø 69 x 78 mm
Furo Ø 20 mm

Art. 128/C/5
Ø 69 x 78 mm
Furo Ø 25 mm

Art. 128/C/6
Ø 69 x 78 mm
Furo Ø 30 mm



Art. 741/7
69 x 78 mm
Furo □ 25 mm

Art. 741/8
69 x 78 mm
Furo □ 30 mm



Art. 128/B/2
Ø 50 x 95 mm
Furo Ø 20 mm



Art. 128/C/12
Ø 32 x 63 mm
Furo Ø 12 mm



Art. 128/C/9
Ø 32 x 120 mm
Furo Ø 12 mm



BORCHIE EM FERRO FUNDIDO (Não pode ser zincado)



Art. 746/1
40 x 45 mm
Furo □ 12 mm



Art. 746/5
40 x 65 mm
Furo □ 14 mm



Art. 746/6
40 x 38 mm
Furo □ 14 mm



Art. 746/3
48 x 48 mm
Furo □ 16 mm



Art. 746/4
48 x 30 mm
Furo □ 16 mm



Art. 747/3
33 x 20 mm
Furo □ 16 mm



Art. 747/1
Ø 50 x 260 mm
Furo Ø 16 mm



Art. 747/4
Ø 33 x 20 mm
Furo Ø 16 mm



Art. 747/6
40 x 130 mm
Furo Ø 16 mm



Art. 747/8
Ø 40 x 115 mm
Furo □ 14 mm



Art. 747/9
Ø 40 x 115 mm
Furo □ 12 mm



Art. 747/10
Ø 40 x 70 mm
Furo □ 14 mm

Art. 747/11
40 x 70 mm
Furo □ 12 mm



Art. 746/2
55 x 50 mm
Furo □ 20 mm



PINHAS E CACHOS DE UVA



Art. 158/B/1
 □ 12 x 12 mm
 55 x 130 mm
Art. 158/B/2
 □ 15 x 15 mm
 60 x 145 mm
Art. 158/B/3
 □ 21 x 21 mm
 80 x 170 mm
Art. 158/B/4
 □ 24 x 24 mm
 95 x 220 mm
Art. 158/B/5
 □ 30 x 30 mm
 95 x 270 mm



Art. 159/1
 □ 8 x 8 mm
 35 x 90 mm
Art. 159/2
 □ 10 x 10 mm
 55 x 110 mm
Art. 159/3
 □ 12 x 12 mm
 60 x 130 mm
Art. 159/4
 □ 14 x 14 mm
 60 x 130 mm
Art. 159/5
 □ 16 x 16 mm
 65 x 145 mm
Art. 159/6
 □ 20 x 20 mm
 80 x 165 mm
Art. 159/7
 □ 24 x 24 mm
 95 x 180 mm
Art. 159/9
 □ 30 x 30 mm
 100 x 220 mm



Art. 158/B/7
 Ø 70 mm



Art. 140/H/1
 130 x 270 mm



Art. 673/2
 90 x 170 mm



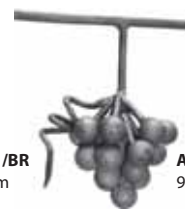
Art. 137/7
 65 x 130 mm
 □ 0,5 mm



Art. 137/8
 50 x 90 mm
 □ 0,5 mm



Art. 140/H/1/BR
 130 x 270 mm



Art. 673/2/BR
 90 x 170 mm

FOLHAS E FLORES



Art. 94/B/7
 □ 4 mm
 90 x 65 mm



Art. 94/B/8
 □ 4 mm
 90 x 65 mm



Art. 94/B/9
 □ 4 mm
 120 x 85 mm



Art. 94/B/10
 □ 4 mm
 120 x 85 mm



Art. 94/B/11
 □ 4 mm
 180 x 130 mm



Art. 94/B/12
 □ 4 mm
 180 x 130 mm



Art. 94/B/13
 □ 4 mm
 180 x 150 mm



Art. 94/B/14
 □ 4 mm
 180 x 150 mm



Art. 94/B/15
 □ 4 mm
 150 x 160 mm



Art. 94/B/16
 □ 4 mm
 150 x 160 mm



Art. 136/1
 □ 3 mm
 40 x 110 mm



Art. 136/2
 □ 3 mm
 40 x 110 mm



Art. 136/3
 □ 3 mm
 70 x 60 mm



Art. 136/4
 □ 3 mm
 70 x 60 mm



Art. 136/10
 □ 3 mm
 70 x 160 mm



Art. 136/11
 □ 3 mm
 70 x 160 mm



Art. 136/12
 □ 3 mm
 30 x 90 mm



Art. 136/13
 □ 3 mm
 30 x 90 mm



Art. 138/8
 □ 0,5 mm
 28 x 60 mm
Art. 138/9
 □ 0,5 mm
 35 x 70 mm
Art. 138/10
 □ 0,5 mm
 45 x 85 mm



Art. 138/11
 □ 0,5 mm
 75 x 70 mm
Art. 138/12
 □ 0,5 mm
 95 x 105 mm
Art. 138/13
 □ 0,5 mm
 190 x 195 mm



Art. 140/1
 □ 0,5 mm
 25 x 55 mm
Art. 140/2
 □ 0,5 mm
 29 x 62 mm
Art. 140/3
 □ 0,5 mm
 37 x 80 mm





Art. 666/2
□ 4 mm
55 x 90 mm



Art. 666/4
□ 4 mm
45 x 190 mm



Art. 666/6
□ 4 mm
77 x 240 mm



Art. 666/8
□ 4 mm
110 x 360 mm



Art. 666/9
□ 4 mm
155 x 390 mm



Art. 717/5
□ 1,5 mm
50 x 285 mm



Art. 140/E/1
□ 5 mm
70 x 265 mm



Art. 140/E/2
□ 5 mm
70 x 265 mm



Art. 140/H/3
□ 5 mm
90 x 125 mm
Art. 140/H/4
□ 5 mm
150 x 195 mm



Art. 94/B/1
□ 4 mm
140 x 70 mm



Art. 94/B/2
□ 4 mm
200 x 70 mm



Art. 94/B/3
□ 4 mm
220 x 115 mm



Art. 750/1
Ø 14 mm
H 125 mm



Art. 140/B/3
□ 5 mm
100 x 165 mm



Art. 140/D/1
□ 5 mm
190 x 270 mm



Art. 140/D/2
□ 5 mm
90 x 155 mm



Art. 140/D/3
□ 5 mm
90 x 155 mm



Art. 139/2
□ 0,3 mm
41 x 90 mm



Art. 139/4
□ 0,3 mm
64 x 200 mm



Art. 140/5
□ 0,5 mm
Ø 60 x 69 mm



Art. 140/6
□ 0,5 mm
Ø 18 x 15 mm



Art. 140/7
□ 0,5 mm
Ø 24 x 13 mm



Art. 140/8
□ 0,5 mm
Ø 39 x 10 mm



Art. 40/B/12
□ 2 mm
Ø 48 mm



Art. 138/1
□ 2 mm
Ø 60 mm



Art. 138/4
□ 2 mm
Ø 90 mm



Art. 665/1
□ 4 mm
Ø 130 mm



Art. 665/2
□ 4 mm
Ø 140 mm



Art. 665/4
□ 2 mm
Ø 90 mm



Art. 665/6
□ 2 mm
Ø 80 mm



Art. 136/5
□ 0,3 mm
Ø 65 x 30 mm



Art. 136/6
□ 0,3 mm
Ø 55 x 33 mm



Art. 136/7
□ 0,3 mm
Ø 38 x 40 mm



Art. 116/A/5
□ 3 mm
Ø 95 mm



Art. 116/A/3
□ 3 mm
Ø 95 mm



Art. 116/A/4
□ 3 mm
Ø 65 mm



Art. 1393/8
Ø 90 mm
Art. 1393/9
Ø 55 mm



Art. 1393/4
Ø 125 mm
Art. 1393/5
Ø 90 mm
Art. 1393/6
Ø 55 mm



Art. 1393/7
Ø 68 mm
Furo Ø 12,5 mm



Art. 676/2
□ 2 mm
Ø 50 mm



Art. 676/3
□ 2 mm
Ø 70 mm



Art. 697/3
□ 3 mm
Ø 95 mm



Art. 697/4
□ 3 mm
Ø 65 mm



Art. 94/B/5
□ 4 mm
Ø 105 mm



Art. 94/B/6
□ 4 mm
Ø 125 mm



Art. 697/1/BR
Ø 90 x 3 mm
Art. 697/2/BR
Ø 60 x 3 mm
Art. 697/12/BR
Ø 120 x 3 mm

GREGAS E ESFERAS



Art. 852/6/BR
 □ 6 mm
 84 x 1200 mm

Art. 852/7/BR
 □ 2 mm
 45 x 1200 mm



Art. 852/8/BR
 □ 6 mm
 70 x 1200 mm

Art. 852/9/BR
 □ 2 mm
 45 x 1200 mm



Art. 852/12/BR
 □ 6 mm
 70 x 1200 mm

Art. 852/13/BR
 □ 2 mm
 45 x 1200 mm



Lisa
 Art. 116/F/1 Ø 20 mm
 Art. 116/F/2 Ø 25 mm
 Art. 116/F/3 Ø 30 mm
 Art. 116/F/4 Ø 40 mm
 Art. 116/F/5 Ø 50 mm



Forjada
 Art. 117/2 Ø 20 mm
 Art. 117/4 Ø 30 mm
 Art. 117/6 Ø 40 mm
 Art. 117/7 Ø 50 mm
 Art. 117/8 Ø 60 mm
 Art. 117/16 Ø 150 mm



Art. 494/3
 □ 5 mm
 140 x 230 mm
 Furo □ 14 x 14 mm



ARGOLAS



Ø 100 mm
 Art. 331/1/BR □ 1/4" x 1/2"
 Art. 331/2/BR □ 1/4" x 5/8"
 Art. 331/3/BR □ 1/4" x 3/4"



Ø 100 mm
 Art. 341/1/BR Ø 1/2"




Ø 100 mm
 Art. 346/1/BR □ 1/2"



Ø 100 mm
 Art. 351/1/BR □ 10,5 mm
 Art. 351/2/BR □ 12,1 mm



Ø 100 mm
 Art. 361/1/BR □ 1/2"



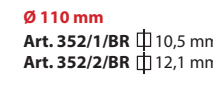
Ø 110 mm
 Art. 332/1/BR □ 1/4" x 1/2"
 Art. 332/2/BR □ 1/4" x 5/8"
 Art. 332/3/BR □ 1/4" x 3/4"



Ø 110 mm
 Art. 342/1/BR Ø 1/2"




Ø 110 mm
 Art. 347/1/BR □ 1/2"



Ø 110 mm
 Art. 352/1/BR □ 10,5 mm
 Art. 352/2/BR □ 12,1 mm



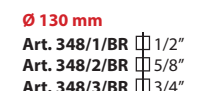
Ø 110 mm
 Art. 362/1/BR □ 1/2"



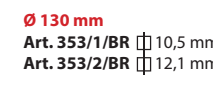
Ø 130 mm
 Art. 333/1/BR □ 1/4" x 1/2"
 Art. 333/2/BR □ 1/4" x 5/8"
 Art. 333/3/BR □ 1/4" x 3/4"



Ø 130 mm
 Art. 343/1/BR Ø 1/2"
 Art. 343/2/BR Ø 5/8"
 Art. 343/3/BR Ø 3/4"



Ø 130 mm
 Art. 348/1/BR □ 1/2"
 Art. 348/2/BR □ 5/8"
 Art. 348/3/BR □ 3/4"



Ø 130 mm
 Art. 353/1/BR □ 10,5 mm
 Art. 353/2/BR □ 12,1 mm



Ø 130 mm
 Art. 363/1/BR □ 1/2"
 Art. 363/2/BR □ 5/8"
 Art. 363/3/BR □ 3/4"

ORNATOS ("C" e "S")

PRODUTOS DISPONÍVEIS EM VÁRIAS MEDIDAS E ACABAMENTOS, CONSULTE!



155 x 370 mm

Art. 300/1/BR □ 3/16" x 1/2"
 Art. 300/2/BR □ 3/16" x 5/8"
 Art. 300/3/BR □ 3/16" x 3/4"
 Art. 300/4/BR □ 1/4" x 1/2"
 Art. 300/5/BR □ 1/4" x 5/8"
 Art. 300/6/BR □ 1/4" x 3/4"



110 x 230 mm

Art. 305/1/BR □ 3/16" x 1/2"
 Art. 305/2/BR □ 3/16" x 5/8"
 Art. 305/3/BR □ 3/16" x 3/4"
 Art. 305/4/BR □ 1/4" x 1/2"
 Art. 305/5/BR □ 1/4" x 5/8"
 Art. 305/6/BR □ 1/4" x 3/4"



110 x 360 mm

Art. 307/1/BR □ 3/16" x 1/2"
 Art. 307/2/BR □ 3/16" x 5/8"
 Art. 307/3/BR □ 3/16" x 3/4"
 Art. 307/4/BR □ 1/4" x 1/2"
 Art. 307/5/BR □ 1/4" x 5/8"
 Art. 307/6/BR □ 1/4" x 3/4"



75 x 150 mm

Art. 301/1/BR □ 3/16" x 1/2"
 Art. 301/2/BR □ 3/16" x 5/8"
 Art. 301/3/BR □ 3/16" x 3/4"
 Art. 301/4/BR □ 1/4" x 1/2"
 Art. 301/5/BR □ 1/4" x 5/8"
 Art. 301/6/BR □ 1/4" x 3/4"



110 x 290 mm

Art. 306/1/BR □ 3/16" x 1/2"
 Art. 306/2/BR □ 3/16" x 5/8"
 Art. 306/3/BR □ 3/16" x 3/4"
 Art. 306/4/BR □ 1/4" x 1/2"
 Art. 306/5/BR □ 1/4" x 5/8"
 Art. 306/6/BR □ 1/4" x 3/4"



110 x 360 mm

Art. 310/1/BR □ 3/16" x 1/2"
 Art. 310/2/BR □ 3/16" x 5/8"
 Art. 310/3/BR □ 3/16" x 3/4"
 Art. 310/4/BR □ 1/4" x 1/2"
 Art. 310/5/BR □ 1/4" x 5/8"
 Art. 310/6/BR □ 1/4" x 3/4"

Produto disponível com os acabamentos:
 Ex.: 300/1/BR = NORMAL
 300/1/BR/S = SPECIAL

NORMAL



"S" (SPECIAL)





Art. 78/L/2/BR
Liso
□ 1/2 "x 1/2 "
110 x 240 mm
Art. 78/L/3/BR
Liso
□ 1/2 "x 1/2 "
110 x 300 mm



Art. 78/M/2/BR
Martelado
□ 1/2 "x 1/2 "
110 x 240 mm
Art. 78/M/3/BR
Martelado
□ 1/2 "x 1/2 "
110 x 300 mm



Art. 78/R/2/BR
Redondo
Ø 1/2 "
110 x 240 mm
Art. 78/R/3/BR
Redondo
Ø 1/2 "
110 x 300 mm



100 x 300 mm
Art. 327/1/BR
□ 1/4 "x 1/2 "
Art. 327/M/BR
Martelado
□ 1/2 "x 1/2 "
Art. 327/L/BR
Liso
□ 1/2 "x 1/2 "
Art. 327/R/BR
Redondo
Ø 1/2 "



120 x 330 mm
Art. 328/1/BR
□ 1/4 "x 1/2 "
Art. 328/M/BR
Martelado
□ 1/2 "x 1/2 "
Art. 328/L/BR
Liso
□ 1/2 "x 1/2 "
Art. 328/R/BR
Redondo
Ø 1/2 "



175 x 550 mm
Art. 325/M/BR
Martelado
□ 1/2 "x 1/2 "
Art. 325/L/BR
Liso
□ 1/2 "x 1/2 "
Art. 325/R/BR
Redondo
Ø 1/2 "



155 x 650 mm
Art. 320/1/BR
□ 1/4 "x 1/2 "
Art. 320/M/BR
Martelado
□ 1/2 "x 1/2 "
Art. 320/L/BR
Liso
□ 1/2 "x 1/2 "
Art. 320/R/BR
Redondo
Ø 1/2 "



150 x 400 mm
Art. 321/1/BR
□ 1/4 "x 1/2 "
Art. 321/M/BR
Martelado
□ 1/2 "x 1/2 "
Art. 321/L/BR
Liso
□ 1/2 "x 1/2 "
Art. 321/R/BR
Redondo
Ø 1/2 "



Art. 80/A/1/BR
□ 1/4 "x 1/2 "
110 x 270 mm



Art. 80/A/11/BR
□ 1/4 "x 1/2 "
65 x 165 mm
Art. 80/A/12/BR
□ 1/4 "x 1/2 "
70 x 190 mm



Art. 76/1/BR
□ 1/4 "x 1/2 "
155 x 650 mm



Art. 64/G/6/BR
□ 1/4 "x 1/2 "
50 x 230 mm



Art. 656/2/BR
□ 12 x 6 mm
70 x 400 mm



Art. 1299/2/BR
□ 1/4 "x 1/2 "
140 x 140 mm



Art. 64/G/4/BR
□ 1/4 "x 1/2 "
60 x 105 mm



Art. 64/G/5/BR
□ 1/4 "x 1/2 "
60 x 105 mm



Art. 78/L/1/BR
Liso
□ 1/2 "x 1/2 "
110 x 240 mm
Art. 78/M/1/BR
Martelado
□ 1/2 "x 1/2 "
110 x 240 mm
Art. 78/R/1/BR
Redondo
Ø 1/2 "
110 x 240 mm



Art. 18/B/3/BR
□ 1/4 "x 1/2 "
80 x 150 mm
Art. 18/B/6/BR
□ 1/4 "x 1/2 "
105 x 150 mm



Art. 655/1/M
Martelado
□ 12 x 6 mm
70 x 120 mm
Art. 655/1/L
Liso
□ 12 x 6 mm
70 x 120 mm



Art. 655/2/M
Martelado
□ 12 x 6 mm
100 x 160 mm
Art. 655/2/L
Liso
□ 12 x 6 mm
100 x 160 mm



215 x 307 mm
Art. 88/M/1/BR
Martelado
□ 1/2 "x 1/2 "
Art. 88/L/1/BR
Liso
□ 1/2 "x 1/2 "
Art. 88/R/1/BR
Redondo
Ø 1/2 "



200 x 145 mm
Art. 323/M/BR
Martelado
□ 1/2 "x 1/2 "
Art. 323/L/BR
Liso
□ 1/2 "x 1/2 "
Art. 323/R/BR
Redondo
Ø 1/2 "



100 x 150 mm
Art. 324/M/BR
Martelado
□ 1/2 "x 1/2 "
Art. 324/L/BR
Liso
□ 1/2 "x 1/2 "
Art. 324/R/BR
Redondo
Ø 1/2 "



Art. 80/10/BR
□ 1/4 "x 1/2 "
140 x 65
Art. 80/12/BR
□ 1/4 "x 1/2 "
220 x 125



Art. 64/G/2/BR
□ 1/4 "x 1/2 "
60 x 110 mm
Art. 64/G/3/BR
□ 1/4 "x 1/2 "
105 x 150 mm



Art. 80/A/3/BR
□ 1/4 "x 1/2 "
60 x 110 mm
Art. 80/A/4/BR
□ 1/4 "x 1/2 "
105 x 150 mm



Art. 92/B/4/BR
□ 1/4 "x 1/2 "
165 x 240 mm



Art. 88/G/4/BR
□ 1/4 "x 1/2 "
120 x 250 mm



Art. 86/6/BR
□ 1/4 "x 1/2 "
50 x 100 mm



Art. 656/3/BR
□ 1/4 "x 1/2 "
110 x 600 mm



75 x 720 mm
Art. 315/1/BR □ 3/16 "x 1/2 "
Art. 315/2/BR □ 3/16 "x 5/8 "
Art. 315/3/BR □ 3/16 "x 3/4 "
Art. 315/4/BR □ 1/4 "x 1/2 "
Art. 315/5/BR □ 1/4 "x 5/8 "
Art. 315/6/BR □ 1/4 "x 3/4 "



Matriz São Marcos/RS.
 (54) 3291.1416 / (54) 3291.5161
 vendas@arteferrobrasil.com.br

Escritório Comercial Santos/SP.
 (13) 2138.9091 / (13) 2138.9092
 vendas@arteferrobrasil.com.br



Via Vicenza, 6/14
 (+39) 0445 580 580

india@arteferro.com
 www.arteferro.com

Grupo IND.I.A.

ARTEFERRO Miami L.L.C.

2955 N.W. 75th STREET
 MIAMI, FLORIDA 33147 - USA
 PHONE: (+1) (305) 836-9232 / 1-877-723-6743
 FAX: (+1) (305) 836-4113
 www.arteferromiami.com info@arteferromiami.com

U.S.A.

ARTEFERROSUD S.R.L.

Via Piano Alvane 83024 MONTEFORTE IRPINO (AV)
 Tel. (+39) 0825 68 00 81
 Fax (+39) 0825 68 34 98
 (Per Campania - Puglia - Calabria - Basilicata - Molise)
 www.arteferrosud.it info@arteferrosud.it

ITALY

indital®

7947 MESA ROAD - HOUSTON
 TEXAS 77028 - U.S.A.
 PHONE: (+1) (713) 694-6065 / 1-800-772-4706
 FAX: (+1) (713) 694-2055
 www.indital.com - forgings@indital.com

U.S.A.

ind.i.a.

28500 ARGANDA DEL REY (MADRID) - ESPAÑA
 C/. ABEDUL, 43 - Poligono EL GUIJAR
 TEL. (+34) (91) 8701897 - 8700819
 FAX (+34) (91) 8700820
 info@arteferro.es www.arteferro.es

ESPAÑA S.L.

ARTEFERRO Skandinavien AB

SWEDEN: SJ TULLSG. 3 - S-602 28 NORR K PING
 TEL. (+46) (0) 11182323 - FAX (+46) (0) 11182328
 DENMARK: HESSELAGER 19 - DK-2605 BR NDBY
 TEL. +45 4362 2563 - FAX +45 4362 2535
 www.arteferro.se - info@arteferro.se

SWEDEN - DENMARK

ind.i.a.

Z.A.E. LA BAUME RN 113 - 34290 SERVIAN FRANCE
 TEL. (+33) (0) 4.67.39.42.81 (lignes groupées)
 Fax (+33) (0) 4.67.39.20.90
 www.franceindia.com
 france.india@wanadoo.fr

FRANCE S.A.R.L.

Mobilforge S.A.

Targoviste - Romania Soseaua Gaesti, (sat Colanu)
 Judetul Dambovita
 Tel. 004 0751060204, (004) 0745395590
 Fax (004) 0745731210
 E-mail: info@mobilforge.com

ROMANIA

ARTEFERRO Russia

603092 Nizhny Novgorod (Russia)
 Moskovskoje shosse, 320 B
 TEL. (+7) (831) 296-19-99 FAX: (+7) (831) 279-28-63
 www.arteferro.ru - www.arteferrorussia.com
 info@arteferrorussia.com

RUSSIA

ARTEFERRO Dohomont d.o.o.

SIRKOVIŠE bb 40324 GORICAN - HRVATSKA
 PHONE (+385) (0)40 601-222
 Fax PHONE (+385) (0)40 601-600
 www.arteferro-dohomont.hr
 info@arteferro-dohomont.hr

HRVATSKA

ind.i.a.

ul. Gierdziejewskiego 7
 02-495 Warszawa POLAND
 Tel +48 (22) 397-79-40
 Fax +48 (22) 397-21-55
 info@indiapoland.com - www.indiapoland.com

POLAND Sp. z o.o.

ARTEFERRO Monterrey S.A. DE C.V.

Av. E. Mart nez Lara # 117 Parque Industrial MILIMEX
 Carretera Sta. Rosa Km. 3 Apodaca,
 Nuevo Leon C.P. 66637
 Tel fono: (81) 1295-5094 / 1295-5095
 Fax: (81) 1295-5097
 info@arteferromonterrey.com
 www.arteferromonterrey.com

MEXICO

ARTEFERRO Ukraina

5, AVTYPARKOVA, 02660 Kiev - Ukraine
 Tel.: (+38) (044) 4920331
 Fax: (+38) (044) 4920332
 E-mail: arteferroukraina@svitonline.com
 www.arteferroukraina.com

UKRAINE

ARTEFERRO Argentina S.A.

Suarez 760
 (1162) Capital Federal Buenos Aires
 Republica Argentina
 TEL./Fax (+54) 11 43012637

ARGENTINA

ARTEFERRO Chile S.A.

LOS ARRAYANES 250, COMUNA DE COLINA,
 SANTIAGO DE CHILE

CHILE

ARTEFERRO BOTNIC

Block C/5 Lagos State small scale Industrial Estate,
 Fatai Atere Way, Matori, Lagos
 Tel. 00234 1 891 4155 - 00234 1 2799 093-4
 www.arteferrobotnic.com
 info@arteferrrobotnic.com

INTERNATIONAL LTD
 NIGERIA